

Walailak University

International Student Handbook



Content

Page

| | |
|---|----|
| 1. Walailak University in brief | 1 |
| 2. Vision | 3 |
| 3. Walailak University Map | 4 |
| 4. Academic year | 5 |
| 5. List of School and colleges | 6 |
| 6. Application process for admission to Walailak University | 7 |
| 7. New student reporting process | 10 |
| 8. New Student Registration | 11 |
| 9. Proof of Enrolment | 13 |
| 10. Registering for Courses | 14 |
| 11. Undergraduate Uniform Requirements | 17 |
| 12. Accommodation | 19 |
| 13. Center for International Affairs (CIA) Services | 23 |
| - The 24 hours Report (TM.30) | 24 |
| - The Visa Extension | 27 |
| - 90 days Report to immigration | 28 |
| 14. Transport | 29 |
| 15. Medical and counseling serving | 36 |
| 16. Sports and Health Centre | 38 |
| 17. Indoor Sports & Fitness | 40 |
| 18. Shops and Services | 42 |
| 19. Canteen and food store | 43 |
| 20. Tourist Attractions in the Nakhon Si Thammarat region | 44 |
| 21. Traditions and Festivals | 46 |
| 22. Useful App in Thailand | 47 |

WALAILAK UNIVERSITY IN BRIEF

“Walailak University is designed as a comprehensive university to serve the people of Thailand. Walailak University graduates are expected to have Practical Intelligence, Adversary Quotient, Liberal Arts perspective and technology competence, all integrated with high morals. All activities are designed to enhance Walailak University’s uniqueness in its ultimate goal to become “A University Of Quality” where all global citizens can find riches in the knowledge, quality of teaching and learning, and advanced knowledge in technology and innovation.


Walailak University is a residential university equipped with modern educational facilities, services and accommodation for students and staff, located against a beautiful backdrop of mountain scenery in Tha Sala district, Nakhon Si Thammarat province, Thailand. The campus is 780 kilometers south of Bangkok, a 2.5 hour drive from the Beach Resorts of Samui Island, Surat Thani and Krabi, and from the busy commercial center and international airport of Hat Yai. Nakhon Si Thammarat is well served by daily air, train and bus services from Bangkok, Hat Yai, Phuket, and Malaysia.

”

CULTURALLY RICH LOCATION

NAKHON SI THAMMARAT, SOUTHERN THAILAND

Nakhon Si Thammarat is a major historical Thai city, a former kingdom rich with a unique culture and traditions passed down since ancient times. Nakhon Si Thammarat is situated on the Gulf of Thailand and has charming marine tourist attractions as well as beautiful national parks. Travel within the province is easy with mini-bus services around the city. Transport to nearby provinces includes vans, taxis, buses and trains.



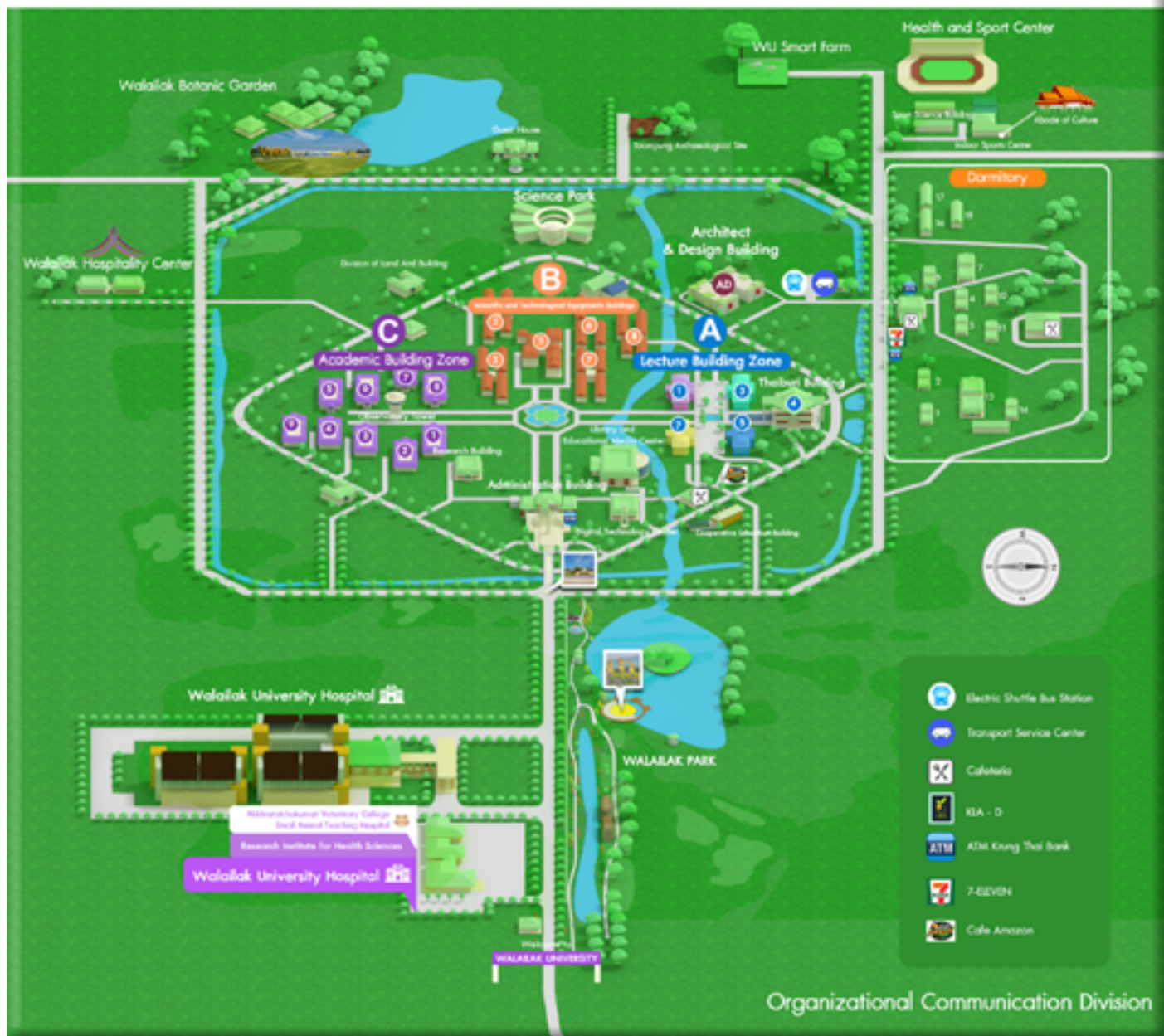
Nakhon si thammarat



Vision

To be an institution of good governance, a source of knowledge for critical problems facing the nation, to unfailingly address community needs, and to strive for international recognition for excellence.

WALAILAK UNIVERSITY (MAP)



C ACADEMIC BUILDINGS

- | | |
|---|--|
| <p>C1 School of Science School of Liberal Arts</p> <p>C2 School of Nursing School of Public Health</p> <p>C3 School of Management School of Informatics</p> <p>C4 School of Agricultural Technology School of Engineering and Resources</p> | <p>C5 Walailak University Language Institute (wuli)</p> <p>C8 School of Allied Health Sciences School of Political Science and Laws</p> <p>C9 School of Medicine School of Pharmacy</p> |
|---|--|

AD ARCHITECT & DESIGN BUILDING

- School of Architecture and Design
- College of Graduate Studies
- Walailak University International College



WALAILAK UNIVERSITY, 222 THAIBURI, THA SALA DISTRICT NAKHON SI THAMMARAT 80160 THAILAND
TEL:+66-7567-3000,+66-7538-4000 FAX:+667567-3708



ACADEMIC YEAR

Trimester System:

Trimester 1 : June – September

Trimester 2 : September – December

Trimester 3 : February – April

Semester System

Semester 1 : August – December

Semester 2 : January – April

Summer : May – July

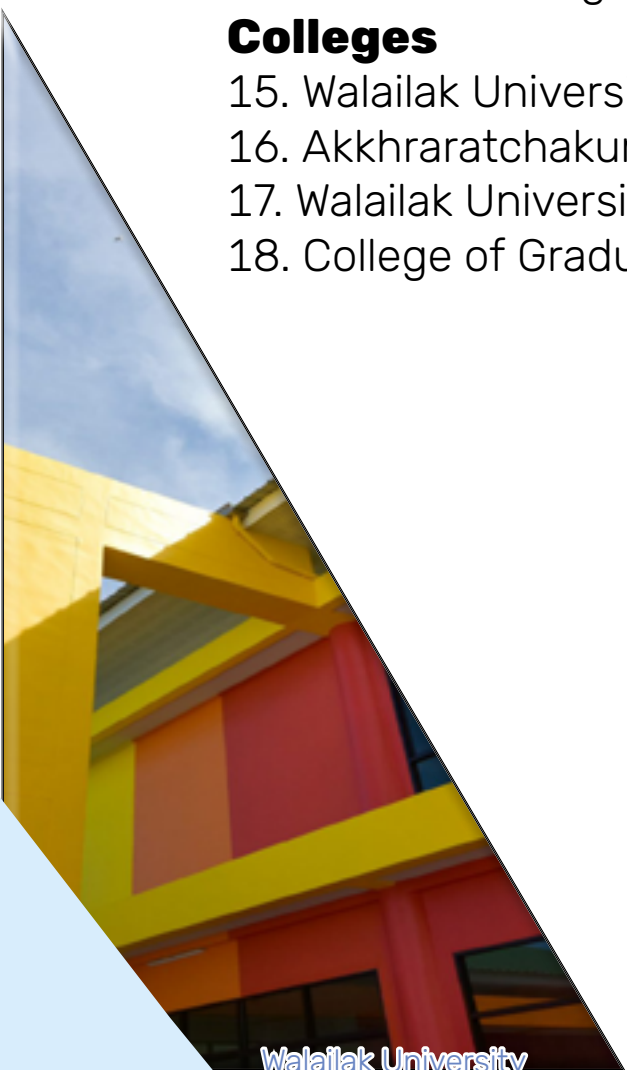
LIST OF SCHOOLS AND COLLEGES

Schools

1. School of Medicine
2. School of Pharmacy
3. School of Nursing
4. School of Allied Health Sciences
5. School of Public Health
6. School of Science
7. School of Engineering and Technology
8. School of Informatics
9. School of Agricultural Technology
10. School of Architecture and Design
11. School of Management
12. School of Liberal Arts
13. School of Political Science and Law
14. School of Languages and General Education

Colleges

15. Walailak University International College
16. Akkhraratchakumari Veterinary College
17. Walailak University International College of Dentistry
18. College of Graduate Studies



APPLICATION PROCESS FOR ADMISSION TO WALAILAK UNIVERSITY



View the application options on this site <https://entry.wu.ac.th>



Enter candidate details via website. (e.g. name, surname, address, course result, enrollment)



YES

NO



Payment via Krung Thai Bank, Siam Commercial Bank, Counter service



Submit your application documents to the university. (If the course is specified)



Check out the selection results from the website before The University deadline.



NO

YES



Payment via Krung Thai Bank, Siam Commercial Bank, Counter service



Report as new student



FINISH



New student reporting process

- Step 1 New student reports to the school
- Step 2 The staff of school will take new student to CIA office for 24 hours report (Bring Passport, TM.6-departure card)
- Step 3 The staff of school will take new student to the dorm.
- Step 4 Check the schedule of activities from the website
<https://dsa.wu.ac.th>
- Step 5 Students with an adequate IELTS or TOEFL score are exempt from English classes
- Step 6 New student orientation
- Step 7 New student registration forms (Copy of passport, Copy of academic transcript)
- Step 8 Make a student card
- Step 9 Visit school and academic advisor
- Step 10 Check student information on the website.
<https://ces.wu.ac.th>
(Calendar, Study Schedule, Schedule, Exam schedule)
- Step 11 Semester starts

New Student Registration

Make a new record,
here

<https://ces.wu.ac.th/newentry>



Recording of new student records

requires a Username and Password

- Username is the student ID of each person
- Password for login is last 5 digits of the ID , such as 0000000045321 The password is 45321



Login
Find student ID

Hello ... Walailak University Congratulations to everyone in becoming a new student "Pradu Chor 23" This system will be a system that helps everyone It is easier and faster to fill in history records by everyone having to complete the records. Complete history **Within the specified date In which the information in the system will be used In the next registration of students, please fill in the information truthfully.**

Education Service Center Walailak University, 222 Thai Buri Subdistrict, Tha Sala District, Nakhon Si Thammarat Province 80180
Student Admission Department Tel 0-7587-3101-4 Fax 0-7587-3135

PLEASE INSERT YOUR STUDENT CODE AND PASSWORD.



Student code

PASSWORD

Check

Please complete your bibliography details, your registration is not complete until this has been done. You will be enrolled into classes as soon as your registration is complete. (Students must print out records and important documents).

The application form is available on the day of your registration. This will be the key information used in issuing your transcript or student certificates. Students are asked to carefully check the accuracy of the information otherwise your application may be delayed.

The steps to complete a bibliography record through the website are as follows.

1. Visit the website (<https://ces.wu.ac.th/newentry>)
2. Click the Login button, enter student ID and password and click the check button.
3. On the bibliography details page, there will be 4 windows
 - General Information
 - Education
 - Parents
 - Address

**** Students can choose to fill the pages in, in any order. But every time you go to the next page, the SAVE button must be pressed otherwise, details will be cleared.****





Proof of Enrolment

Proof of Enrolment for new students requires the following.

1. (Printed the document from website) 1 set.
2. A copy of your passport.
3. Copies of Academic record (P1:4)
 - The school will only issue a record at the end of the semester (semester 6)
 - The manuscript (original Academic record) should be presented to the staff on the day of the new student registration
4. A copy of your change of name (if any)

Note:

1. New Student Registration Forms ask the students to bring the evidence to show. If the evidence is not complete or accurate you cannot complete your registration.
2. All copies of documents must be A4-size and duly signed.



Student ID

**For new students Information needs to be prepared for use.
Make a new student card.**

Information from the Institute

Institution Name

School

Major

Student's ID Number

Passport number

Prefixes (English)

English name

Last name (English)

Date of Birth

Age

Student Information

Passport

Passport Expiration

Gender

Blood type

Phone number

Email

Address by registration

Contact address

Card number (Laser ID)

Registering for Courses

Registration process



1. Login

Students have to login to the system by clicking on the menu "Login", then enter ID and password. Then click on the "Verify" button in the screen below.

2. Register

Once students have logged in, click on the "Register" menu on the left-hand side to enter the registration screen. In which this menu will be available during the registration week only. Then choose a format. There are 2 types of registration:

2.1 Normal registration

Used in general registration period. Please enter the course code and study groups. Then click on "save" button.

2.2 Special registration

To enroll across education levels, choose a form of education or set the number of credits that you can register yourself, how to use Select the level of study, enter the course code, study group, number of credits and select the grade system you wish to register. Then click on "Save" button to save the information.

1. LOGIN

PLEASE INSERT YOUR STUDENT CODE AND PASSWORD

Student code

Password

2.1 Normal registration

รายวิชาที่ต้องการลงทะเบียน

ปีการศึกษา 2564/2

เลือกหน้าจอบันทึกแบบ ปกติ พิเศษ

รหัสวิชา

.....ค่าเรียน.....

หน่วยกิต

กลุ่ม

Save

2.2 Special registration

รายวิชาที่ต้องการลงทะเบียน

ปีการศึกษา ปีการศึกษา 2564/2

เลือกหน้าจอบันทึกแบบ ปกติ พิเศษ

รหัสวิชา

.....ค่าเรียน.....

หน่วยกิต

กลุ่ม

ระบบการศึกษา

Save

นักศึกษาโปรดตรวจสอบรายการลงทะเบียน
ยืนยันการลงทะเบียน

รายละเอียดของรายวิชาที่เลือกเรียน

| รหัสรายวิชา | ชื่อรายวิชา | แบบการศึกษา | หน่วยกิต | กลุ่ม |
|-------------|--|-------------|----------|-------|
| 2102-603 | Management and Organizational Behavior | GD | 3 | 2 |



The red text below is an error message. To register before confirming the registration results, student must edit the list until there are no errors. If student wish to cancel the selected course, press "Delete" button on at the back of the course where students can edit the list. The registration that has been made can be confident. Then confirm the registration.

3. Confirm registration

The registration will not take effect if students have not confirmed their enrollment. You can do this by clicking on the menu "Confirm registration" from the screen on the left-hand side. Then the system will display the results of registration and the schedule for the cours that students have chosen. Student must press the "Confirm registration" button after review the results.

4. Late Registration

When the registration is late, the "Late Registration" menu will appear instead of the registration menu. Students will do the same for course registration. Then please come to submit your request for enrollment late and receive "Payment statement" at the Center for Education Services.

5. Registration, Add / withdraw

The "Register, Add, Withdraw button will appear only on the specified week. Students record information on adding/withdrawing courses. After that, complete the request and submit to the Center for Education Services. Student will receive the result of adding/withdrawing right away.

3. Confirm registration

นักศึกษาโปรดตรวจสอบรายการลงทะเบียน
ยืนยันการลงทะเบียน

| รหัสรายวิชา | ชื่อรายวิชา | แบบการศึกษา | หน่วยกิต | กลุ่ม |
|-------------|--|-------------|----------|-------|
| 2102-603 | Management and Organizational Behavior | GD | 3 | 2 |

Undergraduate Uniform Requirements

Student dress for Undergraduate

FRESHY students have two dresses depending on the situation.

1. The ceremonial dress, which is used on the day of ceremonies, consists of:

1.1 Men's ceremonial dress

- Long sleeved shirt with no pattern and a pocket on the left-hand side.
- University necktie.
- Navy blue trousers.
- Black leather shoes with socks.

1.2 Women's ceremonial dress

- Short-sleeved white shirt with no pattern. The shirt should be modest and tucked into the skirt.
- Navy blue skirt, 1 inch below the knee.
- University brooch on the left chest.
- Black leather high heels not more than 3 inches.

1.3 Islamic women's ceremonial dress

- White shirt with long sleeves and no pattern.
- Long sleeveless black skirt.
- A university clasp and brooch on the left chest.
- Black leather high heels not more than 3 inches.

2. Student uniform for new students or FRESHY.

2.1 FRESHY Men

- Long sleeved shirt with no pattern.
- Navy blue trousers.
- Black leather University belt.
- Black leather shoes with socks.

2.2 FRESHY Women

- Short-sleeved white shirt with no pattern. The shirt should be modest and tucked into the skirt.
- University brooch on the left chest.
- Black skirt, 1 inch below the knee.
- Black leather University belt.
- White heeled shoes not exceeding 1 inch and no white socks.

2.3 FRESHY Islamic women's dress

- White shirt with long sleeves and no pattern.
- Long sleeveless black skirt.
- A university clasp and brooch on the left chest.
- White heeled shoes not exceeding 1 inch.



Undergraduate Uniform



Note

1. If you have any questions or you do not understand you can ask for help at the student organization Administration Organization Tel. 0 7567 73000, 0 7538 74000 ext. 74004
2. Marking apparel and school supplies. Buy at the Walailak University Book Center. Tel 07567 73650-1

Accommodation

Please note: The stated costs are a guide only, while they were accurate at the time of printing they are subject change.

Student Accommodation Dormitory

The University manages 17 dormitories: 13 for female students and 4 for male students. The dormitory provide on campus accommodation for 6,140 students. Each hall of residence contains 2-bed, 3-bed or 4-bedrooms, a computer room, a study room, a reading room, prayer rooms for students of the Buddhist or Islamic faith, a television room, and a recreational room. Facilities and services for residents include a halls of residence office, a minimart, a beauty and hairdressing salon, a bookshop, laundry service, cafeterias, a night food center, and banking and postal services.

Students can choose to live on campus in the dormitories or off in private apartments. First year students are encouraged to live on campus until they are fully integrated into university life.

The University arranges student dormitories as a learning, living and caring community (Living, Learning and Caring Center). The following services and benefits are provided in each dormitory:

1. Dormitory managers can be contacted 24 hours a day.
2. A 24-hour security guard.
3. A cleaner to clean the common area of the dormitory.
4. Comfortable, clean and safe rooms. There are central activity rooms, computer rooms with wireless internet, function room, ironing room and TV room.
5. Home medicine services are available with first aid facilities and the ambulance service is 24 hours.
6. Hot and cold water services.
7. A public telephone in the dorm.
8. Activities for enhancing the quality of life.
9. Dormitory coordinator center.
10. ATM machine at Thaiburi building, student activity building, lecturers building 5 and Cho Pradu food center.
11. Indoor and outdoor sports center such as football, basketball, tennis and swimming pool.
12. Canteens throughout day and night.
13. WU Book center, supermarket, and laundry shop.
14. Convenience store.
15. Night market on Monday and Thursday.

The University emphasizes making dorm life a Living, Learning and Caring Centre to support the accommodation environment so that students develop responsibility, respect each other rights, and learn to live in the community, have a responsibility in the community and live a happy life in the university.

There are four types of dormitory available
(The prices listed are approximate and subject to change):



1. **Superior (4 person/room)**
฿ 2,700 per person for a 3 months (1 trimester)



2. **Deluxe (2 person/room)**
฿ 4,500 per person for a 3 months (1 trimester)



3. **Suite (4 person/room)**
 ฿ 4,800 per person for a 3 months (1 trimester)



4. **Resident (1-2 person/room)**
 ฿ 5,000 per person per 1 month

Dormitory Checklist of What To Bring

1. Three, 1 inch ID photos of the student in university uniform
2. Personal belonging
 - Pillow/Pillowcase
 - Blanket
 - Window curtain
 - Two, 3.5 ft bedsheets
 - Cabinet padlock
 - Broom/mop/dustpan/garbage bin
 - Shoe shelf
3. Electric appliances that can be used in the dormitory
 - Computer with the extension cable/Laptop/ Notebook
 - Fan (size is not over 16 inch).





Center for International Affairs (CIA) Services

International students require a Non-Immigrant Education Visa (Category “ED”) to study in Thailand. Whenever possible, applicants should apply for their student visa well in advance of departing for Thailand. Applications should be made in person at the Royal Thai Embassy or Consulate-General in their home country. Please carefully read “Visa and Immigration for International Students”.



The 24 Hours Report (Notification of residence of foreigners)

According to section 38 of the 1979 immigration act, "House owners, heads of household, landlords or managers of hotels who accommodate foreign nationals on a temporary basis who stay in the kingdom legally, must notify the local immigration authorities within 24 hours from the time of arrival of the foreign national."

1. International students arriving at Walailak University must contact the school who will take you to the CIA office. For 24 hours report, please prepare your Passport and TM.6 (arrival card).
2. CIA will copy your document then CIA will do the 24 hours report via internet.
3. CIA will give the copy / print the 24 hours report for students.

Note: If you arrived at Walailak University on Friday (night) or Saturday-Sunday, please contact the school immediately and take a picture of your passport following:

- First page, the page is all your information such as your name-surname, Passport number, expiry date of the passport etc.



- The page that has your Education visa sticker from the Thai Embassy or Thai Consulate.



- The page that shows the immigration arrival stamp when you first arrived in Thailand.



Immigration will write or stamp "Non-ED or ED"

- The small white paper we call "TM.6 or the Departure card."

A form titled "TM.6 (Departure card)". It contains various fields for personal information (Name, Sex, Date of Birth, Nationality, etc.), travel details (Type of Visa, Date of Entry, etc.), and health status (Fever, Sore Throat, etc.). There are also checkboxes for "I have no symptoms" and "I have symptoms". The form is divided into sections for "Arrival" and "Departure".

Immigration will stamp the date when you arrive in Thailand and your current visa expiry.



Type of your visa(ED).

This is the first date you arrive in Thailand.

Your current visa expiry date

After you take pictures of the necessary pages you can send it to the school or send it to: interaffairs.wu@gmail.com with the Subject Urgent 24hours report.

HOW TO APPLY TM.30 REPORT TO IMMIGRATION WITHIN **24 HOURS**

According to section 38 of the 1979 Immigration Act, the University, as a house owner, has to notify the local immigration authorities within 24 hours from the arrival time of the foreigner.

Documents you should prepare

1



copy of visa
foreigner passport
arrival card

Meet CIA officer's


2



The 3rd Floor of
Administration Building

Receipt of notification

3



should keep and use
when going to
the Thai Immigration for
a visa extension
or reporting

CIA | www.cia.wu.ac.th



VISA EXTENSION

TO EXTEND THE VISA,
THE STUDENT IS REQUIRED
TO CONTACT CIA AT LEAST
30 DAYS IN ADVANCE OF
THE VISA'S EXPIRATION DATE
AND SUBMIT FOLLOWING
DOCUMENTS:



1) TM. 7 FORM - APPLICATION
FOR EXTENSION OF TEMPORARY
STAY IN THE KINGDOM



2) STM. 2 FORM -
ACKNOWLEDGEMENT OF
TERMS AND CONDITIONS
FOR PERMIT OF TEMPORARY
STAY IN THE KINGDOM OF THAILAND



3) CONSENT TO DISCLOSURE
OF INFORMATION FORM

5) A COPY OF PASSPORT,
EVERY USED PAGE INCLUDING DEPARTURE
CARD AND RESIDENCE REPORT RECEIPT



4) THE ACKNOWLEDGEMENT
OF PENALTIES FOR A VISA
OVERSTAY FORM

6) A COPY OF ADMISSION LETTER



7) 2 RECENT PASSPORT-SIZE PHOTO

9) STUDENT TESTIMONIAL
LETTER FROM CES



8) TRANSCRIPT RECORD, FROM CES

10) 4 PHOTOS SHOWING
YOUR STUDY AT THE UNIVERSITY
WITH PERSONAL DESCRIPTION



11) VISA EXTENSION FEE:
1,900 BAHT FOR SINGLE ENTRY

FORM NO. 1-4 AVAILABLE ONLINE AT [HTTP://CIA.WU.AC.TH](http://cia.wu.ac.th)

90 DAYS


REPORT TO IMMIGRATION

Notification of staying in the Kingdom over 90 days



Procedure and Notification

1



The foreigner makes the notification in person, or

2




The foreigner authorises another person to make the notification, or

3



The foreigner makes the notification by registered mail

4



The notification must be made within 15 days before or after 7 days the period of 90 days expires


5



The first application for extension of stay by the foreigner is equivalent to the notification of staying in the Kingdom over 90 days

Notification at the Immigration

1



Photocopy of passport pages with following pages

- front page showing name / surname / Passport No., ect.
- current visa
- last entry stamp of immigration
- last extension of visa

2



Photocopy of departure card TM.6

3



Previous notifications of staying over 90 days (if any)

4



Completely filled in and signed notification form TM.47. (Don't forget to sign name.)


Note :

- The notification of staying in the Kingdom over 90 days is in no way equivalent to a visa extension.
- If a foreigner staying in the kingdom over 90 days without notifying the Immigration Bureau or notifying the Immigration Bureau later than the set period, a fine of 2,000.- Baht will be collected. If a foreigner who did not make the notification of staying over 90 days is arrested, he will be fined 4,000.- Baht.
- If a foreigner leaves the country and re-enters, the day count starts at 1 in every case.

Offices accepting notification :

Walailak University 222 Thaiburi, Thasala District
Nakhonsithammarat 80160 Thailand

No time to do by yourself , let's us make a service for you :
Just call : 075-476353-56





SHRAF AHMED

Transport

Transport to Walailak University
(Nakhon Si Thammarat)

Flights: leave from Don Mueang (DMK) Airport or Suvarnabhumi Airport (BKK) domestic airport terminal and the ticket prices range between 900–2,000 (one way), the average flight time is 1 hour and 15 minutes. There are around 15–18 flights daily between Bangkok–Nakhon Si Thammarat by Air Asia, Nok Air, Thai Lion Air, Vietjet Air and Thai smile. The schedule is as follows as of 11 February 2021.

| Thai Lion Air | vietjet Air | NOK AIR | Air Asia | THAI Smile |
|----------------------|----------------------|-----------------------|-----------------------|----------------------|
| DMK-NST | BKK-NST | DMK-NST | DMK-NST | BKK-NST |
| SL782 08.25-09.35 u. | VZ330 11.00-12.15 u. | DD7808 10.15-11.25 u. | FD3184 10.20-11.40 u. | WE233 13.30-14.50 u. |
| SL784 12.15-13.25 u. | VZ338 13.15-14.30 u. | DD7810 14.10-15.20 u. | FD3186 16.45-18.05 u. | NST-BKK |
| SL792 15.50-17.00 u. | VZ334 18.30-19.05 u. | NST-DMK | NST-DMK | WE234 15.20-16.40 u. |
| SL794 18.55-20.05 u. | NST-BKK | DD7809 11.55-13.05 u. | FD3185 12.15-13.20 u. | |
| NST-DMK | VZ331 12.45-14.15 u. | DD7811 15.50-16.55 u. | FD3187 18.35-19.55 u. | |
| SL783 10.20-11.30 u. | VZ339 15.00-16.30 u. | | | |
| SL785 13.55-15.05 u. | VZ335 20.15-21.45 u. | | | |
| SL793 17.50-19.05 u. | | | | |
| SL795 20.50-22.05 u. | | | | |







การบริการ : บริการผู้โดยสารและผู้โดยสารที่เดินทางมาด้วยเครื่องบิน
 การบริการ : 15-28 กุมภาพันธ์ 2564/11 กุมภาพันธ์ 2564
 ที่มา : ข้อมูลการบริการผู้โดยสารที่เดินทางมาด้วยเครื่องบิน

Trains:

leave from Bang Sue Train station and ticket prices range between ฿650 – ฿2,000; One way: the average journey will take 16 hours and 20 minutes. The easiest way to get to Bang Sue Train Station is to take the MRT subway to Bang Sue, <http://www.railway.co.th>. The schedule is as follows as of 20 February 2021.

Search : Bangkok - Nakhon Si Thammarat

Rapid Bangkok-Nakhon Si Thammarat



Train No.
173



Bangkok

Dep.

17:35



Nakhon Si Thammarat

Arr.

9:55

Express Bangkok-Nakhon Si Thammarat



Train No.
85



Bangkok

Dep.

19:30



Nakhon Si Thammarat

Arr.

12:05



Buses:

Leave from the Southern Terminal of Bangkok Station and ticket prices range between ฿600 – ฿950 (one way); the average journey is 11-13 hours. There are motorbike taxi's and minibuses available to travel to Walailak University.

The fare is about ฿35 each. The schedule is as follows: <https://www.busonlineticket.co.th/>

Transport around the Campus

In keeping with the 'Green' initiative, Walailak University has introduced electric-shuttle cars for the convenience of staff and students during peak periods. This service is scheduled for specific times during the day to shuttle staff and students between university locations.



Transport off Campus

Songthaew's and mini buses leave from Walailak University daily for local and long distance trips. The local bus stop/station is across the road from the AD Building.

The Songthaew (share taxi, pronounced song-ta-ow) leaves every 10 minutes on a round trip between Walailak and the Thasala markets, you can ask them to drop you off on route (i.e. TESCO's) and you can hail them again when you want to return to the university campus. The service is available from 7:30 am to 4:30 pm every day (5:00 pm on Fridays) at a cost of ฿10.



Minibuses are available to the city of Nakhon Si Thammarat, Krabi and Phuket.

Nakhon Si Thammarat – The minibuses leave every half an hour, from 7:30 am to 4:30 pm (5:00 pm on Fridays) at a cost ฿40.

Krabi – the minibuses leave every hour between 7:30 am and 3:00 pm at a cost ฿240.

Phuket – the minibuses leave every hour between 7:30 am to 3:00 pm at a cost ฿390.

นครบริการขนส่ง Public Transport Station





Personal Transport

If students bring a motorcycle or a car to the University they must have a motorbike or car license and the vehicle must be in satisfactory running order. In the absence of a license the University will organize internal training and conduct the written exams.



Medical and Counseling Serving

Health Service

Walailak University Hospital is located close to the main entrance of the university.

Opening hours :

Monday - Friday 8:00 am – 8:00 pm.

Saturday - Sunday and Public holiday 8:00 am-12:00 pm.

Student Accident Insurance – The University provides accident insurance for students. All accident cases are covered throughout the school year. The medical expenses are 12,000 Baht per accident and 120,000 baht in the case of death. Cremation fees of 10,000 Baht are also provided.

When students have an accident, they can be admitted to public and private hospitals. Students must pay upfront medical expenses and provide the following documents for insurance purposes:

1. Copy of ID Card / Student ID Card
2. The actual receipt
3. Medical certificate

Division of student Affairs

Support for students outside educational requirements

Academic and Career Counseling

Academic and Career Counseling helps students choose the courses and programs of study that are most suited to their own personal interests and ability. Prior to gaining work experience under the Cooperative Education program students take part in a special training course to prepare them for the world of work, which includes such topics as applying for a job, preparing a resume, practicing for a job interview, and workplace behavior and practice. The Academic and Career Counseling service also disseminates information about further study opportunities at the postgraduate level at both national and overseas institutions of higher education, as well as about employment prospects after graduation.

Group Counseling

Group Counseling is usually organized through the dormitories and includes group activities to enhance self-awareness and social skills for successful community living.

Telephone Counseling

Telephone Counseling is provided through the WU Hopeline by voluntary counselors, from 9.00 am – 8.00 pm. on weekdays.

Individual Counseling

Professional Individual Counseling can be arranged by the university to help individual students solve personal problems and to develop decision-making skills. The service is available Monday-Friday.
From 9:00 am – 3:00 pm
at the Student Affairs Office.





Sports and Health Centre


The sporting complex is well appointed with a wide variety of sporting facilities including:

- Badminton Courts
- Fitness Centre-with modern gym equipment
- Volleyball Court
- Futsal Field
- Football Fields
- Tennis
- Table Tennis
- Musical room
- Dancing Room
- Sauna
- Gymnasium-for indoor sports
- Petanque Lawns (similar to boules or lawn bowls)
- Stadium-track and field with a rubberized running track
- Olympic size Swimming Pool
- Family size pool
- Golf – driving range

Swimming Pools

Opening hours: 3:00 pm – 8:00 pm.

Every day except holidays and public holidays



Service procedure and Regulations

- Swimming costumes for both men and women need to fully cover the body
- Show a member card along with register and pay for service every time you use the swimming pool service
- Shower, wash your hair and feet before entering the swimming pools also wear a swimming suit and swimming cap every time while entering the swimming pool.
- Do not wear shoes or bring food and drink into the swimming pool area and do not pass urine or spit in the swimming pools.
- People who have a contagious illness and/or open wounds and woman on men struation are not allowed to use the swimming pools.
- Do not use the swimming pools during heavy rain and thunderstorms.
- Do not run or throw items which can harm or disturb other members.
- Members should take a responsibility for their belongings and themselves. Small children have to have a guardian or trainer with them. The swimming pool will not take responsibility for the loss of property.
- The swimming pool authorities have the right refuse entrance to members not following the swimming pool regulations.

Tennis

Opening hours: Monday-Friday & Sunday : 3:00pm – 11:00pm.
Saturday: Closed



Procedure and Regulation for using services:

- Present your membership card and sign every time you use the service.
- Pay the service fee.
- Wear appropriate sports clothing and shoes.
- Do not bring food into the area.
- Do not bring pets into the area.
- The University has the right to refuse entry to any person behaving in an inappropriate manner.

Indoor sports & Fitness

Opening hours: Monday – Saturday 3:00pm – 9:00pm.
The Fitness service fee:



Students, Staff ฿20
The outsider Member ฿40
Non-Member ฿100


The Sauna service fee:

Student, Staff and Member (outside the university) ฿50
Non-Member ฿100



Football Field

Opening hours: Monday-Friday & Sunday 3:00pm – 11:00pm.
Saturday: Closed



Golf Driving Range

Opening hours: Monday-Friday & Sunday 3:00pm – 9:00pm.
Saturday: Closed



Shops and Services

Bank Services on Campus



Government Savings Bank is open for students at the Thaiburi Building, the main hall with services as listed below:

1. Deposit, transfer and only money withdraw and other financial services as same as other commercial banks.
2. Loan processing services for all type of bank.
3. Fee collection service for student Registration and Dormitory fees.
4. Receive an ATM card which can withdraw money from a different branch but not an ATM card that can withdraw money from other banks.



KrungThai Bank - ATM service at Thaiburi Building, at Cho Pradu food center.

Banks in Thasala - Two banks are available in the TESCO shopping centre in Thasala, (Bangkok bank and SCB). Both of these banks are open from 10 am every day of the week (including weekends) and close at 7 pm.

Please note: The ability to use your credit/debit or travel card is limited; therefore you should carry Thai Baht (฿) in cash for small purchases. The ATM machines charges a fee, 20-40 ฿, when using a credit/debit card (and you may be charged a second time from your home bank), therefore it is preferable to use your travel card and/or withdraw money directly from the bank.



Campus Post Office

Located in the main hall of Thaiburi Building and in front of the Division of Student Affairs.

Shop available on Walailak University campus

1. Minimart - There are three minimarts on campus: Family Mart (Cho Pradu food center) and 7-Eleven (close to student dormitories and at the AD Building)
2. Laundry service - (at Cho Pradu food center), however each dormitory has approximately seven washing machines and there are laundry services available outside campus on the road to Thasala
3. Stationary store



Shops in Thasala - TESCO Lotus is the main shopping centre and reasonably close to the university (6.5 km), TESCO's is combined supermarket/department store with a variety of shops in the centre including: banks, cosmetic shops, jewelers, stationary, KFC and food court. To get there travel towards Thasala, turn left at the main T junction and continue for approximately 1 km.





Canteen and food store

Canteen and food store are provided as a list below:

There is a wide variety of authentic Thai food on Walailak university campus with very reasonable prices (average meal cost ฿30 – ฿60); all food complexes have Halal options available.

1. Cafeteria No.4 (Close to the Computer Centre and opposite to the Cooperative Education building)
Opening hours: Monday – Friday 6:30 am – 2:00 pm.
(Closed on Saturday & Sunday)
2. Cho Pradu food center
Opening hours: Every day 6:30 am – 8:30 pm.
3. Jan Pradu night market
Opening hours: Monday 3:00 pm – 9 pm.
4. Botanic night market
Opening hours: Thursday 3:00 pm – 9 pm.
5. Food stalls are open along the road to Thasala in the afternoons/evenings
6. Restaurants are open along the road to Thasala
7. There are 9 coffee shops on campus that sell bakeries and drinks (Hot and cold)
 - Café Amazon – this small coffee shop is located next to Cafeteria No.4
 - Durka Cafe – 3 locations (next to Walailak University hospital, AD building and Cho Pradu food center)
 - Oasis café – 2 locations (in the Research building, near Lecture building 5)
 - Muan Chon café – near Lecture building 5)
 - Café Terrace – In the Library building.
 - Thong Lor café – In the Innovation Centre.

Tourist Attractions in the Nakhon Si Thammarat region

Walailak University

- Historical Site (Tumphang)
- Walailak park
- Botanical Gardens
- Herbal garden
- Natural history museum (coming soon)

Thasala District (Walailak University is in the Thasala District of Nakhon Si Thammarat)

- Hat Sai Kaeo Beach
- Hat Sai Kaeo Museum
- Hat Sa Bua beach
- Wat Moklan Archaeological Site
- Ban Song Phraek Museum
- Sunanta Waterfall or Khao Nan Waterfall (Khao Nan National Park)
- Banlaem homestay and mud spa

Nakhon Si Thammarat – Areas of Interest

- Wat Phra Mahathat Woramahawihan
- Phrathat Night Market (every Saturday)
- The City Pillar Shrine of Nakhon Si Thammarat
- Ho Phra Narai
- Chedi Yak
- City wall
- Nakhon Si Thammarat National Museum
- Wirathai Monument

Sichon District

- Khao Plai Dam
- Plai Thon Market
- Krom Luang Chumphon Monument
- Yodnam Waterfall
- Wat Chedi Ai Khai
- Si Khit National Park
- Si Knit Waterfall
- Hin Ngam Beach

Khanom District

- Hat Khanom Mu Ko Thale Tai National Park
- Ao Khanom
- Hat Nai Phlao
- Coral Pagoda
- Take a boat to see the Chinese white dolphins
- Grand Canyon Khanom
- Hin Lat Waterfall
- Khao Wang Thong Cave
- Ao Taled wooden bridge
- Pancake Rock
- Suan Ta San (fish spa)
- Koh Nui Nok
- Naern Thae Wada Viewpoint

Phrom Khiri District

- Wat Khao Khun Phanom
- Phrom Lok Waterfall
- Wang Lung Waterfall
- AiKhiao Waterfall
- Wang Pla Ngae

Lan Saka District

- Khao Luang National Park
- Khiri Wong Village
- Krung Ching Waterfall
- Rafting on Khlong Klai
- Karom Waterfall
- Nan Hin Tha Ha
- Nan Chon Waterfall
- Wang Sai Waterfall
- Kaeo Surakan Cave
- Lan Saka Old Royal Resident
- Khao Thong Viewpoint
- Best Ozone in Thailand

Chawang District

- His Viewpoint Center
- Wat That Noi

Ron Phibun District

- Khao Ramrome

Pak Phanang District

- Laem Talumphuk
- Pak Phanang Retro Market
- Pak Phanang 100 Years Market
- Pak Phanang Wind Park
- Pak Phanang Watergate
- Pak Phanang Coast
- Ban Rang Nok

Traditions and Festivals

Hae Pha Khun That

Festival is celebrated at Phra Borom That Chedi. The pagoda is considered to be the representative of Lord Buddha and is believed by locals to possess unsurpassed might of righteousness as it contains holy relics. Every year Buddhists pay homage to the pagoda by organizing a procession bearing a religious cloth to wrap around the pagoda to bring good fortune and success. This festival is held twice a year during Makha Bucha (the 15th full-moon night of February) and Wisakha Bucha Day (the 15th full-moon night of May)



Festival of the Tenth Lunar Month

The Tenth Lunar Month is a grand event of the province in Southern Thailand. This festival is held from the 1st waning-moon night to the 15th waning-moon night every September. It is held to pay respect to deceased ancestors. According to Buddhist beliefs, the dead who have many sins and were sent to hell to become a demon. The demons are allowed to come up to meet their relatives for 15 days in September, but must return to hell before sunrise of the 15th day. The living try to appease the spirits by taking food to temples to make merit. Beginning on the 13th day, people will go shopping for food to be given. The 14th day is spent preparing and decorating the food tray, and the 15th day is the actual merit-making day. The trays presented nowadays have elaborate designs but still retain traditional components. Contests to find the most beautiful tray are held. A magnificent procession proceeds along Ratchadumnoen Road on the 14th day.



Chak Phra or Lak Phra Festival

Chak Phra is influenced by Indian culture, which expanded into the province a long time ago. The festival signifies the joy that people had when Lord Buddha returned from a star and the Lord was invited to sit on a throne and carried to a palace. In practice, locals would bear a Buddha image holding a bowl in a procession around the city. This is a great way to escape from the daily routine and it is a fun competition to find who is the most religious. Held in October, the festival is preceded by activities 7 days before, such as beating drums, playing castanets and decorating the ceremonial throne. The actual ceremony is usually held only on the last day of the Buddhist lent. People would take the image from the temple in the morning and proceed to Benchama Rachuthit School in Amphoe Muang. This is also done in front of Ron Phibun district office. In addition, there is a water-borne procession on Pak Phanang River in Pak Phanang, which coincides with the annual boat race for a trophy from the Crown Princess.

Usefull Apps in Thailand



Need to join WU group for informations and news update. Most of people in Thailand use this app to make new friends and keep in touch with classmates and teachers.



By using this oapp, it is easy to get a taxi by application. This service is safe and comfortable as axis will pick you up at your doorstep.



This is one of the best translator application for the tourist to Thailand.



Fast delivery, deals & discounts and the best choice of restaurants. Exclusive deals, super fast delivery & top restaurants in Thailand.





Center for International Affairs
Walailak University